

HOW TO TEACH DIFFERENT AGES EFFECTIVELY at the same time

HOW TO TEACH DIFFERENT AGES at the same time

There are so many benefits to kids learning the deen together. However mixed ages and abilities can make it a challenge. Here are some practical ways you can make the lessons beneficial for everyone!

PERSONALISE YOUR LEARNING AIMS

If you are learning about seerah for example, you may aim for younger kids to learn the main events of the Prophet's life and his good character. Older kids can learn a more detailed timeline and deduce characteristics from the Prophet's actions.

ONE LESSON - DIFFERENT PARTICIPATION

Kids can engage with the material in different ways. If there is a reading passage about the Prophet Musa for example, have the older child read it aloud and younger children listen.

DIFFERENTIATION

Once the teaching portion is finished, give different tasks to check and consolidate learning. For example, an older child might write the three main benefits and a younger child could have a worksheet especially designed for beginner readers.

EXTENSION ACTIVITIES

Have some meaningful fun activities ready to stretch fast finishers. Posters, podcasts, leaflets, presentations all help boost creativity and engage kids with the content.

SCAFFOLDING

This is when students have the same activity but with different levels of support. For example, a flipbook with just the structure outlined for older kids and mostly completed for younger kids with easier tasks like fill in the blanks.

OLDER KIDS HELP THE YOUNGER KIDS

This helps develop a sense of responsibility and develops bonds between learners. Ask for help with explaining tricky vocabulary, read aloud or even worksheet design.

TEACHMEISLAM.ORG

with 3 flipbook examples

JAZAKALLAH

Khairan!

Thank you for downloading this free resource. May Allah ﷻ make it beneficial. The aim is share resources that teach kids authentic Islamic knowledge in a way they can understand and benefit from.

Please do...

Use this resource in your home school.

Use this resource in your classroom (in person or virtual).

Use this resource in your Islamic centre.

Please do NOT...


Copy this resource to give or sell to others.

Forward it to friends and family.

Forward it on messaging groups.

Post it on websites.

If you know someone who would benefit from my resources but doesn't have the means to afford it please contact me at: TeachMeIslamIPT@gmail.com



Much of the information in this resource can be found in this book. You can purchase it from Darussalam bookstore. Click [here](#) to receive a 10% discount (affiliate link)

Fonts:

Kimberly Geswein Fonts

[Click Here](#)

Icons:

The Noun Project

[Click Here](#)



Teachers Pay
Teachers
Shop

Visit me here



Website

HOW TO TEACH DIFFERENT AGES at the same time

There are so many benefits to kids learning the deen together. However mixed ages and abilities can make it a challenge. Here are some practical ways you can make the lessons beneficial for everyone!

PERSONALISE YOUR LEARNING AIMS

If you are learning about seerah for example, you may aim for younger kids to learn the main events of the Prophet's life and his good character. Older kids can learn a more detailed timeline and deduce characteristics from the Prophet's actions.

ONE LESSON - DIFFERENT PARTICIPATION

Kids can engage with the material in different ways. If there is a reading passage about the Prophet Musa for example, have the older child read it aloud and younger children listen.

DIFFERENTIATION

Once the teaching portion is finished, give different tasks to check and consolidate learning. For example, an older child might write the three main benefits and a younger child could have a worksheet especially designed for beginner readers.

EXTENSION ACTIVITIES

Have some meaningful fun activities ready to stretch fast finishers. Posters, podcasts, leaflets, presentations all help boost creativity and engage kids with the content.

SCAFFOLDING

This is when students have the same activity but with different levels of support. For example, a flipbook with just the structure outlined for older kids and mostly completed for younger kids with easier tasks like fill in the blanks.

OLDER KIDS HELP THE YOUNGER KIDS

This helps develop a sense of responsibility and develops bonds between learners. Ask for help with explaining tricky vocabulary, read aloud or even worksheet design.

HOW TO USE the flipbooks

These flipbooks are an example of differentiation. There are lots of ways to incorporate them into your lessons. Here is my suggestion:



Click [here](#) to view the unit study with 25 page biography.

Teach about Abu Bakr's life as a group. You could read from a book, or ask an older child to read to the group. Stop regularly to explain vocabulary and check understanding.

Print out the flipbook most appropriate for each child.

Older - Blank
Middle - Partly completed
Younger - Mostly completed

Encourage each child to make it their own by choosing the coloured paper to print it on or decorating and customising it themselves.

[How to Teach Different Ages at the Same Time](#)

[How to Compile the Flipbooks](#)

[Younger Kids](#)

[Middle Kids](#)

[Older Kids](#)

How to COMPILE THE FLIPBOOKS

Step 1



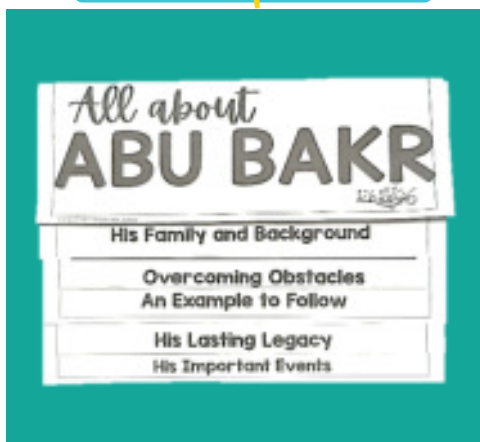
Print out the sheets
DOUBLE SIDED

Step 2



Place on top of one
another in a staggered
way

Step 3



Fold along the horizontal
line

Step 4



Staple together

Younger kids

This flipbook is mostly completed.


It provides a chance for kids to review what they have learnt in a accessible fun way.

How to customise it:

- **Complete the fill in the blank activity in the “Lasting Legacy” section.**
- **Colour in the pages**
- **Decorate the pages**

All about
ABU BAKR

رَضِيَ اللهُ عَنْهُ



Abu Bakr رضي الله عنه was born in Makkah two years after the birth of the Prophet صلى الله عليه وسلم.

He belonged to the Quraysh tribe. They were in charge of taking care of the kaba and the people who came to visit it. Before entering Islam, Abu Bakr was well known for his excellent manners, knowledge and wisdom.

“
Tribe: a group of people that includes many families and relatives who have the same language, customs, and beliefs.
”

©Copyright Teach Me Islam

Made hajj with the Prophet صلى الله عليه وسلم

Became Caliph after the Prophet's death

Sent the army to fight the apostates

Sent the army to fight the Romans

Ordered the Quran to be compiled

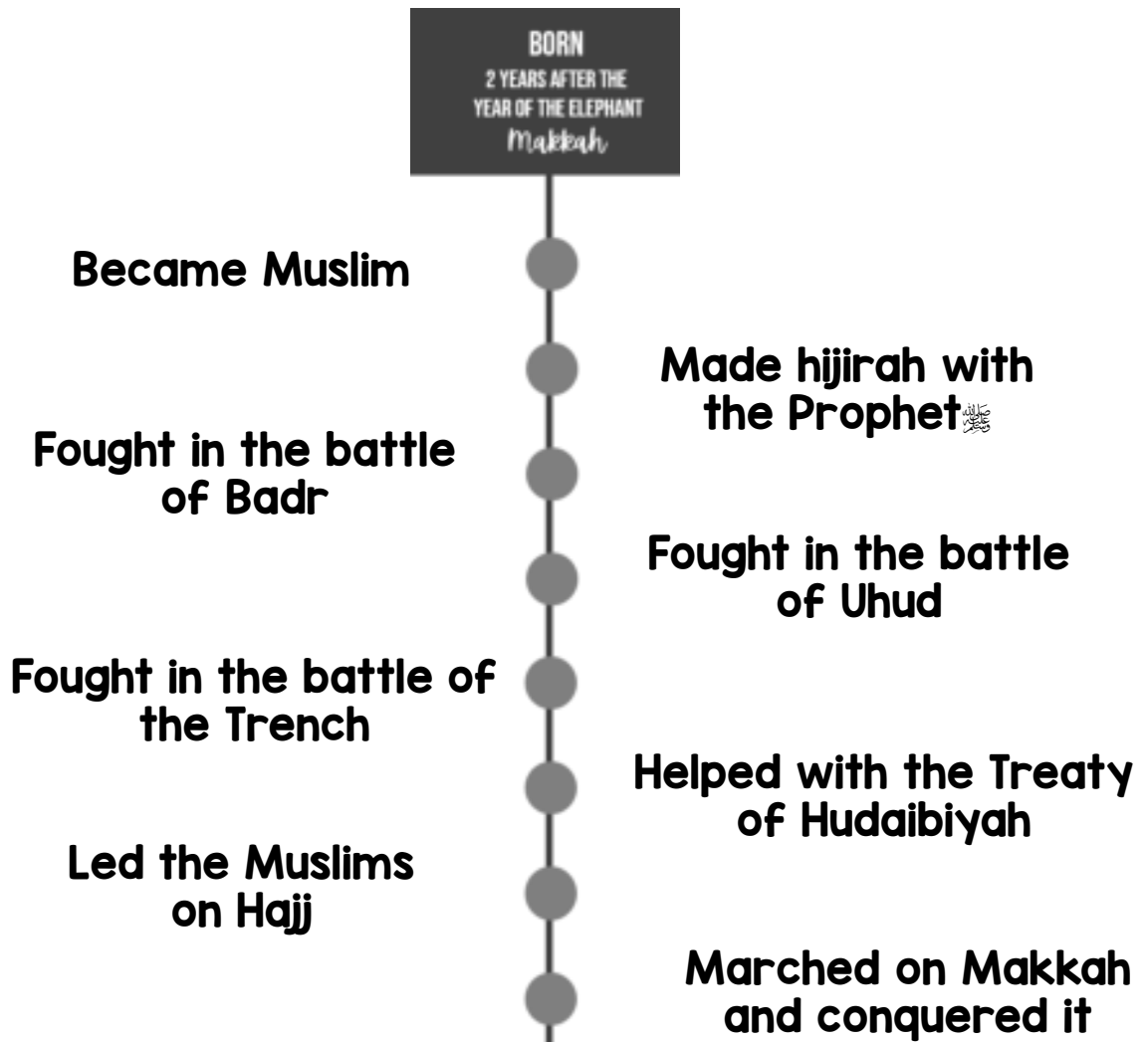
Sent expeditions to fight the Persians

Sent expeditions to Syria and Palestine

Helped to select Umar Bin Al-Khattab as the next caliph

DIED
13 AH
Makkah

His Important Events



©Copyright Teach Me Islam

People trusted him and liked to know what he thought.

Abu Bakr ﷺ was a successful merchant, he bought and sold items. He was very fair when he did business. When he was a young man, he lived a good life and did not waste his. He was well known for knowing right from wrong. He treated everyone well whether they were rich or poor.

His Family and Background

Abu Bakr ﷺ faced many obstacles in his life.

He was treated badly for being one of the early Muslims and supporting the Prophet ﷺ.

Then he was hunted by the Quraysh when he migrated with the Prophet ﷺ. He left his home and belongings behind when he made hijrah. He fought many battles against the pagans. He was so sad after the death of our beloved Messenger ﷺ and his best friend. He then became Caliph and had to make many hard decisions like when to go to battle.

©Copyright Teach Me Islam

©Copyright Teach Me Islam

Action 3

He ﷺ sent the Muslim _____ to fight against the apostates (the people who left Islam). They wanted to make Islam weak. He made the Muslims _____ and didn't back down.

stronger

army

Action 4

He ﷺ told the Muslim army to follow Islam and treat people well. Many people became _____ because they saw how kind and _____ they were.

Muslim

fair

His Lasting Legacy

How **ABU BAKR** رضي الله عنه changed the



Action 1

He supported his best friend, the Prophet ﷺ.
He gave his _____
to help him and the Muslims. He always _____
_____ in him.

believed

money

Action 2

He followed the Prophet ﷺ closely and showed us how we can be a good _____ of him too.

follower

©Copyright Teach Me Islam

©Copyright Teach Me Islam

OBSTACLES

#1 He left his home and belongings behind in Makkah

HOW IT WAS OVERCOME

Abu Bakr رضي الله عنه didn't complain. He was patient and asked Allah for help. He worked hard and Allah gave him a new home and belongings.

#2 He was given the job of Caliph which was very hard.

HOW IT WAS OVERCOME

Abu Bakr رضي الله عنه didn't refuse to do the job. He tried his best and asked Allah for help. He kept trying and didn't give up. Allah gave him success.

Overcoming Obstacles

The Virtues of **ABU BAKR** رضي الله عنه

Characteristic	Example	How I can apply it to my life
Loyal	He stayed by the Prophet's side no matter what difficulty he faced.	I can try to stick by my friends even when they are going through hard times.
Generous	He gave lots of his money to the people who needed it.	I can give charity.

©Copyright Teach Me Islam

©Copyright Teach Me Islam

Humble	He wasn't proud with people.	I can try not to show off and remember my blessings are from Allah.
Loved for the sake of Allah	He was closest to the people who were closest to Allah.	I can choose good friends who love Allah and do good deeds.
Calm	He didn't panic like when the Prophet <small>ﷺ</small> died. He remembered Allah.	I can try not to panic when something happens that I don't like. I can make athkaar.

An Example to Follow

Middle kids

This flipbook is partly completed.

It provides a chance for students to review what they have learnt, commit it to paper and keep as their own personal guide.

How to customise it:

- **Complete the Overcoming Obstacles, An Example to Follow, His Lasting Legacy and Important events pages.**
- **Colour and Illustrate**
- **Or print on coloured paper.**

All about
ABU BAKR

رَضِيَ اللهُ عَنْهُ

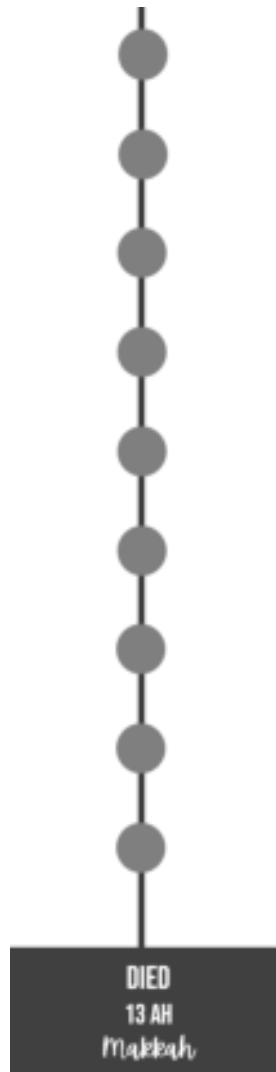


Abu Bakr رضي الله عنه was born in Makkah two years after the birth of the Prophet ﷺ.

He belonged to the clan of Banu Taim, a branch from the Quraysh tribe. In pre-Islamic times this clan was in charge of an important job. When someone was killed, money was paid to their family called blood money. Abu Bakr's father was in charge of making decisions about the blood money.

“
Clan: a large group of people who are related
”

©Copyright Teach Me Islam



His Important Events

BORN
2 YEARS AFTER THE
YEAR OF THE ELEPHANT
Makkah



©Copyright Teach Me Islam

©Copyright Teach Me Islam

Before entering Islam, Abu Bakr was well known for his excellent manners, wide knowledge and wisdom.

He was asked his opinion about important matters and his decision was always accepted. He was an expert about the relations among clans and tribes.

Abu Bakr ﷺ was a successful merchant and was respected for his fairness. When he was a young man, he lived a good life and did not waste his time like the other young people. He was well known for knowing right from wrong and treating everyone well including slaves.

His Family and Background

Abu Bakr رضي الله عنه faced many obstacles in his life. He was treated badly for being one of the early Muslims and supporting the Prophet ﷺ. Then he was hunted by the Quraysh when he migrated with the Prophet ﷺ. He left his home and belongings behind when he made hijrah. He fought many battles against the pagans. He endured the death of our beloved Messenger ﷺ and his best friend. He then became Caliph and had to make many hard decisions such as whether to compile the Quran in written form and whether to fight the apostates.

©Copyright Teach Me Islam

©Copyright Teach Me Islam

Action 3

Action 4

His Lasting Legacy

How **ABU BAKR** رضي الله عنه changed the



Action 1

Action 2

©Copyright Teach Me Islam

©Copyright Teach Me Islam

OBSTACLES

#1

HOW IT WAS OVERCOME

#2

HOW IT WAS OVERCOME

#3

HOW IT WAS OVERCOME

Overcoming Obstacles

The Virtues of **ABU BAKR** رضي الله عنه

Characteristic	Example	How I can apply it to my life
Loyal	He stayed by the Prophet's side no matter what difficulty he faced.	I can try to stick by my friends even when they are going through hard times.

©Copyright Teach Me Islam

©Copyright Teach Me Islam

An Example to Follow

older kids (or adults!)

This flipbook is blank.

It provides an opportunity to gather your knowledge, organise and apply it.

How to customise it

- **Complete the all the pages.**
- **Colour and illustrate**
- **Or print on coloured paper.**

All about
ABU BAKR

رَضِيَ اللهُ عَنْهُ



His Important Events

BORN
2 YEARS AFTER THE
YEAR OF THE ELEPHANT
Makkah



©Copyright Teach Me Islam

©Copyright Teach Me Islam

His Family and Background

©Copyright Teach Me Islam

©Copyright Teach Me Islam

Action 1

Action 2

His Lasting Legacy

How **ABU BAKR** رضي الله عنه changed the



Action 1

Action 2

©Copyright Teach Me Islam

©Copyright Teach Me Islam

OBSTACLES

#1

HOW IT WAS OVERCOME

#2

HOW IT WAS OVERCOME

#3

HOW IT WAS OVERCOME

Overcoming Obstacles

The Virtues of **ABU BAKR** رضي الله عنه

Characteristic	Example	How I can apply it to my life

©Copyright Teach Me Islam

©Copyright Teach Me Islam

An Example to Follow